

Examinations

01642
800 800

Chunking



Chunking is breaking up a big piece of information into smaller chunks rather like steps in a ladder. It can be used for numbers and words. Often students use Bullet points to break up information.

Try to remember this by breaking it up into chunks:

The average person can take in four numbers or words at a time, can concentrate on revision for a maximum of 45 minutes at a time and remembers information best shortly before bedtime.

Chunked:

- Remember 4 words/numbers at a time
- Revision max 45 mins.
- Remember best before bedtime


Examinations

**Stands
For
Something**

Mnemonics

Mnemonics help you to remember by using short words that stand for something to help you. Here is a Mnemonic for REVISION. Try as hard as you can to remember it.

Rest
Exercise
Variety
Imagination
Structure
Individual
Ongoing
Not too long



Examinations

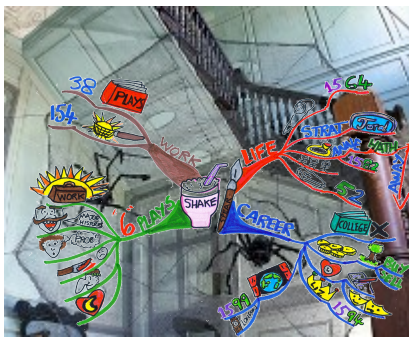


Association

Association helps a lot of people to remember, because it is much more powerful when we use our imagination. The idea is to link objects and ideas to each other in the craziest way possible.


Mindmaps (Also called Spidergrams) are good for remembering topics and sub-topics such as characters in a book on the other hand concept maps are good for remembering items where the order is important such as the storyline (plot).

Try to remember using the following set of images:



1. Imagine a Mindmap is like a giant Spider's Web with all the ideas around it. The spider (or main idea) is in the middle and everything is around it. The most important ideas are in the middle and the sub-topics go out further and further.

2. Now imagine that Spider's Web falling down and turning it into some kind of weird chain with the words concept map on it. The spider can go backwards and forwards and around so he knows how ideas connect, but there are no sub-topics.



Concept Map

Examinations



Card Cover

Two ways to practice with cards:

1. Put the answers on the back, but you will need to remember more at once before you check
2. Use a piece of paper and move down to reveal answers as you guess the contents.

These techniques are very useful for checking that you know key facts.

(Now use it to memorise the text above)

Examinations



LOCI

Loci is the memory trick of memory masters. It involves thinking about a journey that you know well and the landmarks along the way. You then add in images to help you remember information. (They do not have to be famous, but things that you notice as you go by.)

When revising you could do the following:

1. Read through your books
2. If you do not understand something ask somebody.
3. Now choose the memory tricks that work best for you
4. Create posters to help you to organise information
5. Create cards with key points and practice
6. Use past papers to practice answering questions

Now think of a journey you take often and try to put the six points above into it.

Examinations







By Rote

Learning by rote is simply reading the text over and over until you remember it. It is the most basic kind of revision, but without the help of other techniques may not be very effective and it can be very boring. There are a few students with excellent auditory memories, who can learn effectively this way.

Try reading the passage above again and again and see how much you can remember

James Abela ELT

<p>Stands For Something</p>	<h2>Mnemonics</h2>	 <h2>Association</h2>	 <h2>Loci</h2>
<p>Rating ___ / 10</p>		<p>Rating ___ / 10</p>	
<p>01642 800 800</p>	<h2>Chunking</h2>	 <h2>Card Cover</h2>	 <h2>By Rote</h2>
<p>Rating ___ / 10</p>		<p>Rating ___ / 10</p>	

Examinations

Teacher's Notes

This set of notes is designed to ensure that students are aware of various methods of revising actively. There are a number of ways that this could be used, but here is one that worked well with my class.

1. Put the students into 6 groups.
2. Inform students that they are going to practice six revision techniques
3. Pass out one revision technique to each group
4. Give a short amount of time to complete the revision exercise
5. Give out review sheets and give them a bit more time to say what they thought of the exercise
6. Pass the sheets around
7. Repeat until all six revision exercises are done.

Another alternative might be to put the exercises up on the wall for students to look at and then rate.

LOCI is often considered more difficult than the other techniques, so you may wish to do this separately and provide students with a journey that they could go on.