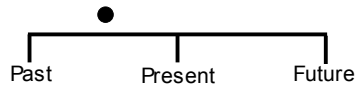
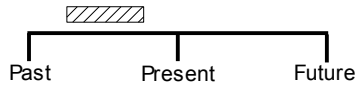


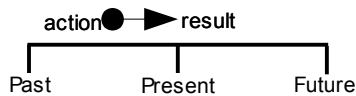
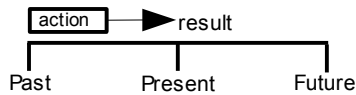
Present and Past Tenses Jigsaw

Tense	Active	Passive	Timeline
Simple Present	A: He washes the car. N: He doesn't wash the car. Q: Does he wash the car?	A: It's washed. N: It's not washed. Q: Is it washed?	
Present Continuous	A: He's washing it. N: He isn't washing it. Q: Is he washing it?	A: It's being washed. N: It's not being washed. Q: Is it being washed?	

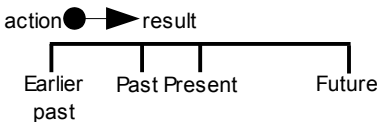
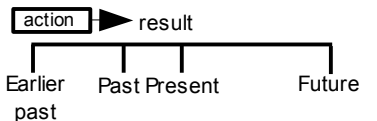
James Abela ELT

<p>Simple Past</p>	<p>A: He washed it. N: He didn't wash it. Q: Did he wash it?</p>	<p>A: It was washed. N: It wasn't washed. Q: Was it washed?</p>	
<p>Past Continuous</p>	<p>A: He was washing the car. N: He wasn't washing the car. Q: Was he washing the car?</p>	<p>A: It was being washed. N: It wasn't being washed. Q: Was it being washed?</p>	

James Abela ELT

<p>Present Perfect Simple</p>	<p>A: He's washed it. N: He hasn't washed it. Q: Has he washed it?</p>	<p>A: It's been washed. N: It hasn't been washed. Q: Has it been washed?</p>	
<p>Present Perfect Continuous</p>	<p>A: He's been washing the car. N: He's not been washing the car. Q: Has he been washing the car?</p>	<p>Not common in English</p>	

James Abela ELT

<p>Past Perfect Simple</p>	<p>A: He'd washed it. N: He hadn't washed it. Q: Had he washed it? <i>(Normally part of a bigger sentence)</i></p>	<p>A: It'd been washed. N: It hadn't been washed Q: Had it been washed?</p>	 <p>action ● → result Earlier past Past Present Future</p>
<p>Past Perfect Continuous</p>	<p>A: It'd been raining. N: It hadn't been raining. Q: Had it been raining? <i>(Normally part of a bigger sentence)</i></p>	<p>Not common in English</p>	 <p>action □ → result Earlier past Past Present Future</p>

James Abela ELT

Teaching Ideas

This handout has been designed for cutting up into a table-top jigsaw. It can also be stuck together to make a simple poster or parts can be used for teaching individual tenses. There is also a 1 page version available at www.jamesabela.co.uk

This exercise can be used as a general revision tool for the tenses or as a controlled practice in a lesson.

Variations

- If students are not familiar with timelines or do not find them useful then please feel free to remove them from the puzzle.
- Easier puzzle – You can also change the puzzle. Perhaps you just want students to match passive and active. In which case you might only want to cut out the active and passive. As shown below.

Tense	Active
Simple Present	A: He washes the car. N: He doesn't wash the car. Q: Does he wash the car?

Passive
A: It's washed. N: It's not washed. Q: Is it washed?

- Stand up exercise – You can use the puzzle in full or in part to encourage people to get together in groups. Perhaps by tense or simple / continuous / perfect groups.

Timeline Key

The Timeline key provides a simple key to assist students. Please be aware that it is not a substitute for an effective explanation of all the variations of the tenses, because it only covers the most common uses of the tenses. (The key is provided on the next page for easy cutting out.)

Help with Electronic Whiteboards

This document is not really designed for display on the screen. Also on the Website are a number of charts to save you drawing tense timelines.

Where's the future and conditionals?

There's a lot of verb patterns not covered in this handout, so please check the Website for more handouts.

James Abela ELT

Timeline key		Timeline key	
●	Simple tense	●	Simple tense
▨	Continuous tense – period of time	▨	Continuous tense – period of time
A	affirmative	A	affirmative
N	negative	N	negative
Q	Question	Q	Question

Timeline key		Timeline key	
●	Simple tense	●	Simple tense
▨	Continuous tense – period of time	▨	Continuous tense – period of time
A	affirmative	A	affirmative
N	negative	N	negative
Q	Question	Q	Question